

# SJNMA Uniform Guidelines

1CPT Elizalde / CSM Aguilar

# Introduction USACC 145-2

## INDEX

Operational Camouflage pattern	-	Slide III
Class "A" Uniform	-	Slide IV
Class "B" Uniform	-	Slides V - VI
Short Sleeve Class Grays	-	Slide VII
Long Sleeve Class Grays	-	Slide VIII

# US Army Junior ROTC Operational Camouflage Pattern (OCP) – Male & Female

## Rank

Patrol Cap: Pin-on subdued rank insignia worn centered on the patrol cap. Multiple disc/diamond grades are worn horizontally.

Coat: Cloth subdued rank insignia is worn centered on the chest. Multiple-disc/diamond grades are worn vertically.

## Undershirt

All personnel will wear the camouflage undershirt with the OCP Uniform.

## Subdued ARC Team Patch

Only ONE subdued team arced tab may be worn centered on the hook and loop backing  $\frac{1}{4}$ " above the JROTC patch on the left sleeve. The combined JROTC patch and arced tab are centered between the top and bottom of the hook and loop backing.

## Trousers

Cadets will wear the trousers tucked into the top of the boots or bloused using the drawstrings at the bottom of the trousers. When bloused, the trousers should not extend below the third eyelet from the top of the boot.

NOTE: Sweatshirt may only be worn when directed by a top 7 member or staff.

Coat (Blouse) may only be removed when directed by BN Staff only.

**Figure 8-4. The Cadet Army Camouflage Uniform (C/ACU)**

**U.S. Army Junior ROTC – Army Camouflage Uniform (ACU) – Female and Male**

**Headgear**

Cadets will wear the C/ACU Patrol Cap straight on the head so that the cap band creates a straight line around the head, parallel to the ground.

The Patrol Cap will fit snugly and comfortably around the largest part of the head without distortion or excessive gaps. The cap is worn so that no hair is visible on the forehead beneath the cap.

Sew-on or pin-on rank is worn on the C/ACU Patrol Cap.

**Rank**

**Patrol Cap:** Pin-on subdued rank insignia worn centered on the patrol cap. Multiple disc/diamond grades are worn horizontally.

**Coat:** Cloth subdued rank insignia is worn centered on the chest. Multiple-disc/diamond grades are worn vertically.

**Back of Patrol Cap**



**Shoulder Patches (Right Arm)**

The TIOH approved school insignia patch is worn centered on the pocket of the right sleeve between the bottom of the pocket and the top of the pocket (pocket flap if present)



**Coat**

The coat is worn hook and looped, and zipped. The coat has hook and loop fasteners for wearing shoulder sleeve insignia, rank, JROTC patch, and school name tape.



The elbow pouch with hook and loop closure for internal elbow pad inserts must be closed at all times

**Boots**

Black boots are NOT authorized for wear with the C/ACU. Army Combat Boots (hot-weather or temperate-weather) are made of tan, rough side out, cattle hide leather, with a plain toe and tan rubber outsoles.

The boots are laced diagonally with tan laces, with excess lace tucked into the top of the boot under the bloused trousers, or wrapped around the top side of the boot. Only boots with tan rubber outsoles are authorized for wear.



**Undershirt**

All personnel will wear the camouflage undershirt with the ACU.

**"JROTC" Nametape**

Nametape with letters "JROTC" worn on the hook and loop backing on the left side of the ACU coat.

**Shoulder Patches (Left Arm)**

The subdued JROTC insignia patch is worn centered on the pocket of the left sleeve between the bottom of the pocket and the top of the pocket (pocket flap if present).

**Subdued ARC Team Patch**



One subdued team arced tab may be worn centered on the hook and loop backing 1/4" above the JROTC patch on the left sleeve. The combined JROTC patch and arced tab are centered between the top and bottom of the hook and loop backing.

**Sleeves**

Worn down at all times, not cuffed.

**Trousers**

Cadets will wear the trousers tucked into the top of the boots or bloused using the drawstrings at the bottom of the trousers. When bloused, the trousers should not extend below the third eyelet from the top of the boot.



# US Army Junior ROTC "Class A" Uniform

## U.S. Army Junior ROTC Cadet Army Service Uniform (C/ASU) - Male

### Beret

Headband (edge binding) is straight across the forehead, 1 inch above the eyebrows. The flash is positioned over the left eye, and the excess materials is draped over to the right ear, extending to at least the top of the ear, and no lower than the middle of the ear.



### Unit Merit Device, A.A. Wreath

Wreath, device, or both centered 1/4 inch above top of right breast pocket.

### Shoulder Cords

No more than one cord may be worn on each shoulder.

### Nameplate

Centered on right breast pocket flap and centered between button and top of pocket.

### Team ARC Pins

ARC Pins are worn alphabetically between the bottom of the breast pocket flap, and the bottom of the pocket.

Maximum of 7 pins, spaced 1/8 inch apart when worn in a single row.



### "J.R.O.T.C.", "R.O.T.C." Insignia

Officers: centered 5/8 inch above notch, with centerline bisecting the notch and parallel to inside edge of each lapel.

### Torch of Knowledge Insignia

Centered 1 1/4 inches below "J.R.O.T.C." insignia, with centerline bisecting the "J.R.O.T.C." insignia and parallel to inside edge of each lapel.

### Enlisted

Centered 1 inch above notch, with centerline bisecting the notch and parallel to inside edge of each lapel.

### Ribbons

Centered 1/8 inch top of pocket flap. Third and subsequent rows can be aligned to the left to present a better appearance.

### Badges

Badges are centered 1/8 inch below the top of the left breast pocket.



### JROTC Patch

The JROTC Patch is not worn on the Cadet Army Service Uniform (C/ASU).

### Necktie

The black necktie is mandatory while wearing the C/ASU.

### Shoes



Figure 8-2. U.S. Army Junior ROTC Cadet Army Service Uniform (C/ASU) - Female

## U.S. Army Junior ROTC Cadet Army Service Uniform (C/ASU) - Female

### Beret

Headband (edge binding) is straight across the forehead, 1 inch above the eyebrows. The flash is positioned over the left eye, and the excess materials is draped over to the right ear, extending to at least the top of the ear, and no lower than the middle of the ear.



### Unit Merit Device

Wreath, device, or both centered 1/4 inch above top of nameplate.

### Shoulder Cords

No more than one cord may be worn on each shoulder.

### Nameplate

Placed 1-2 inches above the top button of the coat and centered horizontally.

### Team ARC Pins

ARC Pins are worn alphabetically parallel to the waistline of the coat, beginning at the centerline of the 2<sup>nd</sup> and 3<sup>rd</sup> button. Placement may be adjusted to conform to individual figure difference.

Maximum of 7 pins, spaced 1/8 inch apart when worn in a single row.



### "J.R.O.T.C.", "R.O.T.C." Insignia

Centered 5/8 inch above notch, with centerline bisecting the notch and parallel to inside edge of each lapel.

### Torch of Knowledge Insignia

Centered 1 1/4 inches below "J.R.O.T.C." insignia, with centerline bisecting the "J.R.O.T.C." insignia and parallel to inside edge of each lapel.

### Enlisted

Centered 5/8 inch above notch, with centerline bisecting the notch and parallel to inside edge of each lapel.

### Ribbons

Centered with bottom row even with nameplate. Third and subsequent rows can be aligned to the left to present a better appearance.

### Badges

Badges are centered 1/4 inch below the bottom ribbon bar.



### JROTC Patch

The JROTC Patch is not worn on the Cadet Army Service Uniform (C/ASU).

### Neck Tab

The black neck tab is mandatory while wearing the C/ASU.



# US Army Junior ROTC "Class B" Uniform - Male & Female

## Short Sleeve Dress Whites

### Class B Uniform

The placement of awards and ornamentation in the pocket areas is the same as on the Class "A" uniform.

### Undershirt

All Cadets will wear a white crewneck T-shirt underneath the Class B Shirt (V-Necks are NOT allowed).

# US Army Junior ROTC "Class B" Uniform - Male & Female

## Long Sleeve Dress Whites

### Undershirt

All Cadets will wear a white crewneck T-shirt underneath the Class B Shirt (V-Necks are NOT allowed).

### Awards

Cadets are only allowed to wear one pin example (Math honor society). And only one National medal, nationals are allowed, Regular ribbons are not.

Note: Ranks should be the silver ranks for officers.

# Short Sleeve Class Grays - Male & Female

## Insignias and Unit Crest

Officers: JROTC & Unit Crests are aligned with the thread of the “Collar Fall” and in a centered position.

NCO/Cadet: JROTC torch is pointing parallel to the inside edge of the collar, and aligned with the thread of the “collar Fall”.

Training Ranks (RED & BLUE): N/A

Blue belt

Silver belt buckle aligned with the gige line and the end-metal section of the belt needs to cover the hall in the adjusting teeth.

Senior NCOs Belt: Gold belt buckle aligned with the gige line.

Officer belt: Officer Buckle should be aligned exactly in the middle of the buttons.



# Long Sleeve Class Grays - Male & Female

## Insignias and Unit Crest

Officers: JROTC & Unit Crests are aligned with the thread of the “Collar Fall” and in a centered position.

NCO/Cadet: JROTC torch is pointing parallel to the inside edge of the collar, and aligned with the thread of the “collar Fall”.

Training Ranks (RED & BLUE): N/A

## Blue belt

Silver belt buckle aligned with the gige line and the end-metal section of the belt needs to cover the hall in the adjusting teeth.

Senior NCOs Belt: Gold belt buckle aligned with the gige line.

Officer belt: Officer Buckle should be aligned exactly in the middle of the buttons.

## Tie & Tie Bar

Tie bar goes in between the third and fourth (Top to bottom - including the neck collar button) buttons.}

Length: The tip of the tie lays in the middle of the belt buckle.

Knot: Double Windsor Knot and covers the top collar button.

## Socks

Crew black socks (Long socks NOT ankle-socks).

# PHOTO REFERENCES


Distance A = B

Top of  
the  
pocket  
and  
top  
of the  
button





Or  
0.3CM



Distance  
A=B



1/8 in.

Or  
0.3CM

Or  
0.6CM



1/4 in.

CADET

Or  
0.3CM



1/8 in.

CADET









Or  
7cm

JROTC

1 1/4 in

5/8 in



Or  
1.6cm